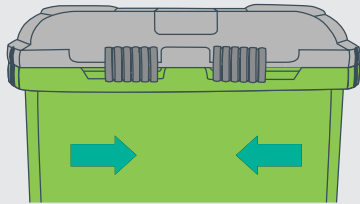


# R64 Surgismart

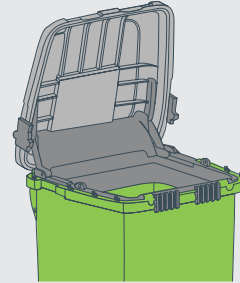
GREENING THE OR | INSTRUCTIONS FOR USE

## TO OPEN



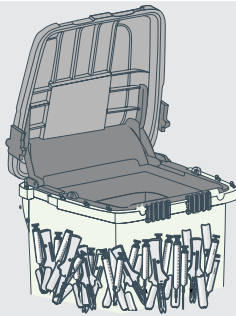
Slide both front locks towards center.

## USAGE



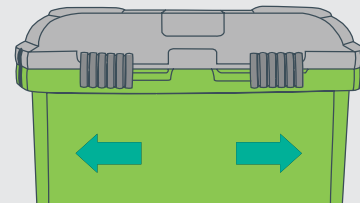
Open lid fully in order to deposit medical devices waste. When used in conjunction with foot pedal accessory, step on foot pedal to open collector.

## IN USE



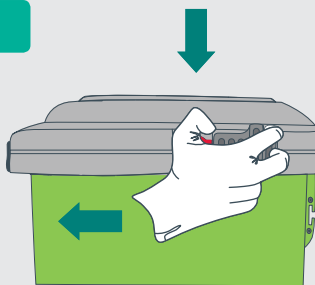
Fill with medical devices. Once full, the collector must be permanently locked and replaced.

## CLOSE

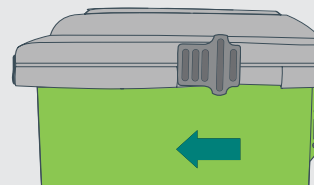


Slide both front locks away from each other.

## LOCK



**1** Depress red tab and slide both side catches completely forward.



**PLEASE NOTE**  
Side locks are permanent!

**2** Both side locks must be engaged in a fully forward position.

### Remember

**ALWAYS WASH HANDS** after handling waste.

**DO NOT OVERFILL** maximum gross weight 40lbs.