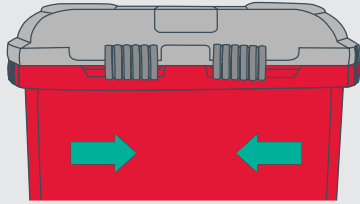


S64 Sharpsmart

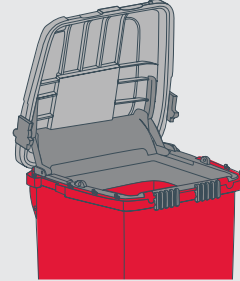
SHARPS WASTE | INSTRUCTIONS FOR USE

TO OPEN



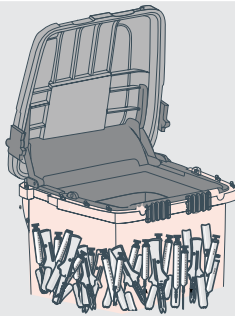
Slide both front locks towards center.

USAGE



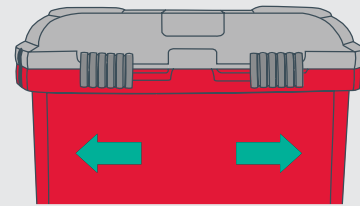
Open lid fully in order to deposit sharps waste. When used in conjunction with foot pedal accessory, step on foot pedal to open collector.

IN USE



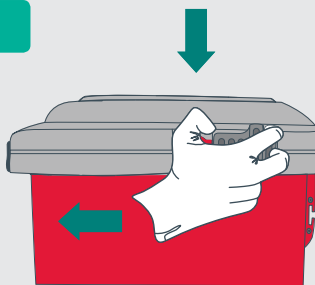
Fill with sharps **only**. Once full, the collector must be permanently locked and replaced.

CLOSE

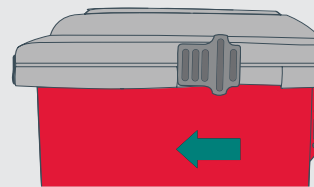


Slide both front locks away from each other.

LOCK



1 Depress red tab and slide both side catches completely forward.



PLEASE NOTE
Side locks are permanent!

2 Both side locks must be engaged in a fully forward position.

Remember

STRICTLY NO LOOSE SHARPS to be deposited into this collector.

ALWAYS WASH HANDS after handling waste.

DO NOT OVERFILL maximum gross weight 40lbs.