

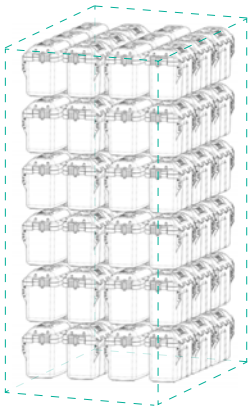
# Efficient Transporter Loading Configurations

FOR LITE  
LARGE  
TRANSPORTERS



The Daniels Sharpsmart Transporter has been specifically designed to provide a space efficient method for the storage and transport of Sharpsmart Collectors. To ensure that a minimum number of transporters are used to meet your needs, it is essential that you understand how to efficiently load the collectors so as to reduce transport and storage needs associated with the Daniels service. This is a brief guide to show how you can load the transporter to ensure maximum use of the internal space.

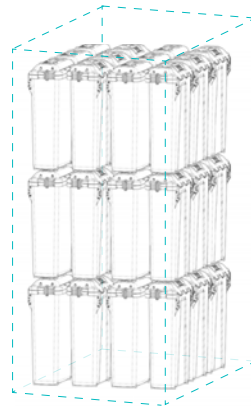
## Standard Loading Patterns | Same size in each Transporter



72 X S14

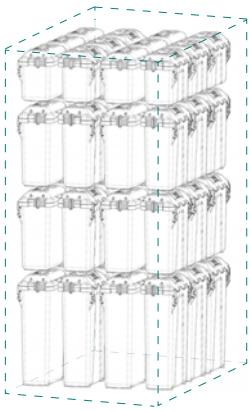


48 X S22



36 X S32


## Mixed Loading Patterns | Different sizes in each Transporter



12 X S14

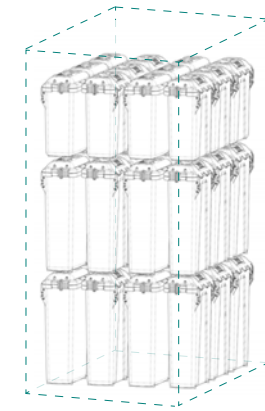
24 X S22

12 X S32



24 X S14

24 X S32



12 X S22

24 X S32

The general rule when loading a Daniels Sharpsmart Transporter is to try and place the collectors of a **similar type, size and color** within the same transporter as this makes it easier to count the stock of empty and full units. In general terms each transporter will hold one of the 3 standard configurations of Daniels S-Series Collectors.

In some circumstances it is necessary to load different sized collectors together in the same transporter in order to optimize the transporter volume. Detailed here are alternate loading configurations which you may consider. Where possible, please try to place like-colored or like-type collectors together.

